




Club Health Assessment for District 60 A through October 2025

			Status	Membership						Reports				Finance	LCIF	
Club Number	Club Name	Charter Date	Times in Status Quo in Past 2 Years	Current Member Count **	YTD Members Added	YTD Members Dropped	YTD Net Growth% ***	Member Count 1 Year Ago	Dropped Members Avg.Length of Service	Months Since Membership Update	Current Officers Reported ****	Current President Repeated Term	VP Reported *****	Last Date Reported Service (mm/yyyy)	Account Balance	YTD Donations
Clubs more than two years old																
18060	ARIMA	05/24/1967	Active	23	0	1	-4.17%	25	1	0	Y		N	09/2025		\$905.00
	Exc Award (06/30/2017, 06/30/2021, 06/30/2022, 06/30/2024)															
53562	ARIMA SANTA ROSA	08/06/1992	Active	33	0	0	0.00%	35		1	Y		N	10/2025		\$50.00
	Exc Award (06/30/2017, 06/30/2021, 06/30/2024)															
59652	BARTICA	06/16/1997	Active	36	0	0	0.00%	36		3	Y		R	10/2025		\$100.00
18037	BEL AIR	01/21/1974	Active	52	0	0	0.00%	65		4	Y		N	10/2025	90+ Days	\$562.00
	Exc Award (06/30/2021, 06/30/2022, 06/30/2023)															
18040	CENTRAL DEMERARA L C	02/05/1968	Active	34	0	0	0.00%	32		6	Y		N	10/2025		\$1,180.00
	Exc Award (06/30/2021, 06/30/2024)															
49643	CHAGUANAS	06/20/1989	Active	15	0	0	0.00%	15		0	Y		R	10/2025		\$1,000.00
	Exc Award (06/30/2023)															
33345	COMMEWYNE	02/18/1977	Active	32	0	1	-3.03%	30	20	1	Y		N	09/2025		\$1,250.00
	Exc Award (06/30/2020, 06/30/2024, 06/30/2025)															
50707	COUVA	06/15/1990	Active	26	0	0	0.00%	27		0	Y		N	10/2025		\$150.00
	Exc Award (06/30/2021, 06/30/2022)															
131515	D'Abadie	06/27/2017	Active	16	0	1	-5.88%	16	1	1	Y		N	10/2025		\$250.00
	Exc Award (06/30/2021, 06/30/2024)															
82702	DEMERARA LIONESS	06/24/2004	Active	50	0	0	0.00%	51		5	Y		N	10/2025		\$240.00
	Exc Award (06/30/2020, 06/30/2023)															
110324	DIAMOND GROVE	02/07/2011	Active	32	0	0	0.00%	26		0	Y	2	N	09/2025		
	Exc Award (06/30/2020, 06/30/2024)															
18055	DIEGO MARTIN WEST	06/08/1973	Active	35	0	0	0.00%	36		4	Y		N	10/2025		\$550.00
	Exc Award (06/30/2017, 06/30/2020, 06/30/2023, 06/30/2024)															
35767	EAST CANJE	06/22/1978	Active(1)	14	0	0	0.00%	10		0	Y			07/2025	90+ Days	\$50.00
18042	EAST DEMERARA L C	01/13/1971	Active	28	0	0	0.00%	24		0	Y		N	10/2025		\$250.00
	Exc Award (06/30/2023, 06/30/2025)															
121791	El Dorado East	05/27/2014	Active	25	0	0	0.00%	16		5	Y	2	R	10/2025	90+ Days	\$100.00
	Exc Award (06/30/2025)															




Club Health Assessment for District 60 A through October 2025

			Status	Membership					Reports				Finance	LCIF		
Club Number	Club Name	Charter Date	Times in Status Quo in Past 2 Years	Current Member Count **	YTD Members Added	YTD Members Dropped	YTD Net Growth% ***	Member Count 1 Year Ago	Dropped Members Avg.Length of Service	Months Since Membership Update	Current Officers Reported ****	Current President Repeated Term	VP Reported *****	Last Date Reported Service (mm/yyyy)	Account Balance	YTD Donations
52095	ESSEQUIBO COAST ESSEQUIBO RIVE Exc Award (06/30/2024, 06/30/2025)	10/23/1991	Active	23	0	0	0.00%	22		5	Y		N	10/2025	90+ Days	
18044	GEORGETOWN Exc Award (06/30/2020, 06/30/2021, 06/30/2023, 06/30/2024, 06/30/2025)	08/23/1960	Active	47	0	0	0.00%	43		0	Y		N	10/2025		\$645.00
55119	GEORGETOWN D'URBAN PARK Exc Award (06/30/2017, 06/30/2020, 06/30/2021, 06/30/2022, 06/30/2023)	12/14/1993	Active	99	0	0	0.00%	100		2	Y		N	10/2025		\$3,665.00
66720	GEORGETOWN STABROEK Exc Award (06/30/2021, 06/30/2024)	10/24/2002	Active	31	0	0	0.00%	31		1	Y		N	07/2025		\$100.00
60088	KWAKWANI UPPER RIO BERBICE	11/12/1997	Active(2)	21	0	0	0.00%	16		6	N	None		10/2024		
52422	KWATTA Exc Award (06/30/2016, 06/30/2020, 06/30/2024)	01/22/1992	Active	28	0	2	-6.67%	30	8	0	Y		N	05/2025		\$80.00
37589	MAYARO Exc Award (06/30/2020, 06/30/2022, 06/30/2024)	10/15/1979	Active	26	1	2	-3.70%	26	12	3	Y	2	R	09/2025		\$30.00
18038	NEW AMSTERDAM Exc Award (06/30/2021, 06/30/2024)	10/23/1961	Active	23	0	1	-4.17%	25	5	1	Y		N	10/2025		\$745.00
18050	NIEUW NICKERIE	09/04/1960	Active(1)	19	0	0	0.00%	21		4	Y		N	01/2025		
18054	PARA Exc Award (06/30/2023)	08/15/1960	Active	36	2	0	5.88%	32		0	Y		N	09/2025		
18051	PARAMARIBO CENTRAL Exc Award (06/30/2021, 06/30/2024, 06/30/2025)	05/08/1957	Active	29	0	0	0.00%	28		0	Y	2	N	10/2025	\$1,050.00	
130705	Paramaribo East Exc Award (06/30/2020, 06/30/2022, 06/30/2023, 06/30/2024)	04/20/2017	Active	30	0	1	-3.23%	32	1	0	Y		N	10/2025		
53717	PARAMARIBO FELICE Exc Award (06/30/2021)	09/30/1992	Active	24	0	0	0.00%	26		3	Y		N	10/2025	\$50.00	
135990	Paramaribo Focus	07/23/2018	Active	19	0	0	0.00%	20		0	Y		N	06/2025		
18052	PARAMARIBO NORTH Exc Award (06/30/2019, 06/30/2020, 06/30/2021, 06/30/2024)	08/31/1960	Active	31	0	0	0.00%	27		6	Y		N	09/2025	\$200.00	




Club Health Assessment for District 60 A through October 2025

			Status	Membership						Reports				Finance	LCIF	
Club Number	Club Name	Charter Date	Times in Status Quo in Past 2 Years	Current Member Count **	YTD Members Added	YTD Members Dropped	YTD Net Growth% ***	Member Count 1 Year Ago	Dropped Members Avg.Length of Service	Months Since Membership Update	Current Officers Reported ****	Current President Repeated Term	VP Reported *****	Last Date Reported Service (mm/yyyy)	Account Balance	YTD Donations
18053	PARAMARIBO SOUTH	03/25/1970	Active	29	0	1	-3.33%	28	16	2	Y		R	08/2025		
30601	PARAMARIBO WEST	04/10/1975	Active(1)	28	0	2	-6.67%	27	18	1	Y		N	10/2025		\$300.00
Exc Award (06/30/2021, 06/30/2025)																
53619	PARAMARIBOREADY	08/15/1992	Active	28	0	0	0.00%	29		4	Y		N	10/2025		
Exc Award (06/30/2017, 06/30/2021)																
45900	PARAMARIBO-WANICA PARWANI	03/17/1986	Active	52	0	0	0.00%	54		3	Y		N	10/2025		\$880.00
Exc Award (06/30/2018, 06/30/2020, 06/30/2023)																
18061	PORT OF SPAIN CENTRAL	05/22/1962	Active	31	1	4	-8.82%	32	8	2	N		N	07/2025		\$40.00
Exc Award (06/30/2017, 06/30/2020)																
33859	PORT OF SPAIN EAST	05/23/1977	Active	27	0	0	0.00%	28		2	Y		N	09/2025		
Exc Award (06/30/2020, 06/30/2021)																
32370	PORT OF SPAIN NORTH	06/08/1976	Active	42	0	0	0.00%	47		3	Y	2	N	10/2025	\$800.00	
Exc Award (06/30/2020, 06/30/2021, 06/30/2024)																
53475	PORT OF SPAIN SUCCESS LAVENTIL	07/01/1992	Active	37	0	0	0.00%	35		1	Y		N	10/2025	\$1,165.00	
Exc Award (06/30/2021, 06/30/2022, 06/30/2023)																
133977	Princes Town Central	03/13/2018	Active	27	1	1	0.00%	28	1	0	Y		R	09/2025	\$60.00	
Exc Award (06/30/2021)																
18046	RUIMVELDT L C	12/12/1973	Active	31	0	2	-6.06%	38	24	1	Y	2	N	10/2025	\$1,303.85	
Exc Award (06/30/2020, 06/30/2023)																
18062	SAN FERNANDO	06/28/1964	Active	33	1	1	0.00%	34	2	0	Y	2	R	09/2025		
Exc Award (06/30/2020, 06/30/2021)																
53620	SAN FERNANDO LES EFFORTS	08/04/1992	Active	26	0	1	-3.70%	27	33	1	Y	2	R	05/2025	90+ Days	\$35.00
Exc Award (06/30/2016, 06/30/2017, 06/30/2020)																
40245	SAN JUAN BARATARIA	07/10/1981	Active	29	10	1	45.00%	22	6	3	Y		N	10/2025		
Exc Award (06/30/2020, 06/30/2022)																
42554	SANGRE GRANDE	04/27/1983	Active	18	0	0	0.00%	18		5	Y		N	12/2024		
Exc Award (06/30/2024)																
46544	SANTA CRUZ	09/24/1986	Active	19	0	0	0.00%	15		3	Y		N	03/2025	\$510.00	
56328	SCARBOROUGH UPPER	12/14/1994	Active	31	0	0	0.00%	29		4	Y	2	R	09/2025	\$279.90	
Exc Award (06/30/2025)																



Club Health Assessment for District 60 A through October 2025

			Status	Membership						Reports				Finance	LCIF	
Club Number	Club Name	Charter Date	Times in Status Quo in Past 2 Years	Current Member Count **	YTD Members Added	YTD Members Dropped	YTD Net Growth% ***	Member Count 1 Year Ago	Dropped Members Avg.Length of Service	Months Since Membership Update	Current Officers Reported ****	Current President Repeated Term	VP Reported *****	Last Date Reported Service (mm/yyyy)	Account Balance	YTD Donations
39360	SEAFRONT L C	01/30/1981	Active	31	0	0	0.00%	31		3	Y		N	09/2025		
	Exc Award (06/30/2021, 06/30/2022, 06/30/2023)															
33344	SOUTH GEORGETOWN L C	02/25/1977	Active(1)	26	0	0	0.00%	26		6	Y		N	11/2024		\$100.00
	Exc Award (06/30/2023)															
18057	ST PATRICK EAST	07/20/1968	Active(1)	26	5	2	13.04%	27	5	1	Y		R	10/2025		
	Exc Award (06/30/2023)															
51067	TRINCITY	11/14/1990	Active	29	0	0	0.00%	35		3	Y		N	05/2025		
	Exc Award (06/30/2021)															
18059	TRINIDAD CENTRAL L C	03/04/1966	Active	20	0	0	0.00%	18		0	Y		N	10/2025		
	Exc Award (06/30/2023)															
53048	TUNAPUNA	05/01/1992	Active	24	0	0	0.00%	24		6	Y		N	10/2025		\$50.00
	Exc Award (06/30/2017, 06/30/2021, 06/30/2022)															
134578	Wanica	04/30/2018	Active	24	3	0	14.29%	22		3	Y		N	09/2025		\$450.00
	Exc Award (06/30/2023, 06/30/2024)															
18048	WEST DEMERARA L C	06/15/1970	Active(1)	22	0	0	0.00%	20		7	Y			11/2024	90+ Days	

Clubs Cancelled Previous Fiscal Year – Clubs Cancelled within last 12 months may be reinstated

Club Number	Club Name	Charter Date	Current Status*	Cancellation Date
18041	CORRIVERTON	04/05/1963	Cancelled(8*)	06/29/2025

Current Total Clubs Count	YTD New Clubs Count	YTD Cancelled Clubs Count	YTD Net Club Gain	Current Total Members Count	YTD Add	YTD Drop	YTD Net Growth	YTD Net Growth %	Member Count 12 Months Ago	Average Member Count Per Club	% of Clubs with less than 20 members	% No Officer Report in 12 Months	% of Clubs with balance 90+ days	Number of Clubs in Status Quo	% Status Quo Clubs in Financial Suspension	Number of Cancelled Clubs	Average Cancelled Club Age	Members Lost Due to Cancellation	% of Clubs Cancelled for Non-Financial Reasons
54	0	0	0	1,627	24	24	0	0.00%	1,617	30	13%	2%	11%	0	0%	0	0	0	0%

* - P - Priority Club. Cancellation Reasons: 1-Objectives/conduct, 2-Non-active club, 5-Non-existing club, 6-Disbanding, 7-Merger, 8-Financial Suspension, 9-District/Multiple District Dues.

** Red denotes below 15 active members.

*** Red denotes 20% + loss.

**** Y - all 3 (President, Secretary, Treasurer) club officers reported, N - not all 3 reported.

***** Abbreviation: N-New, IP-Immediate Past, R-Repeat.